

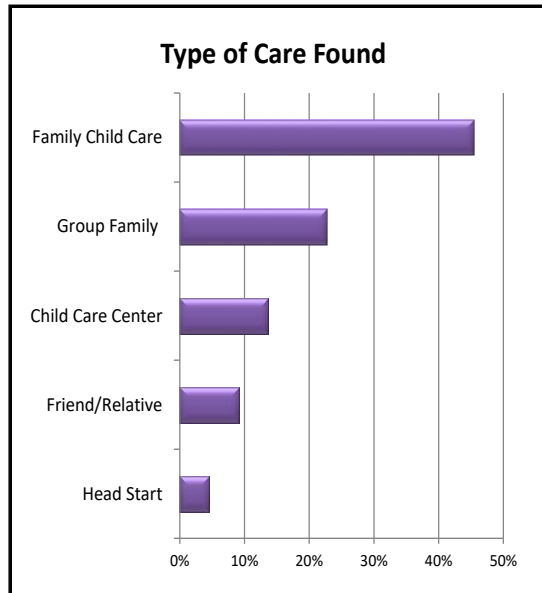
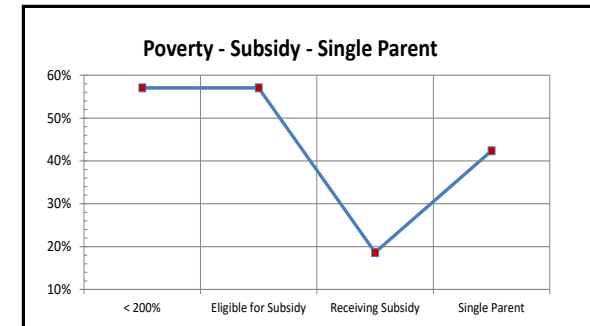
DELAWARE OPPORTUNITIES, Inc. - 2016 DATA DASHBOARD

10/01/2015 - 09/20/2016

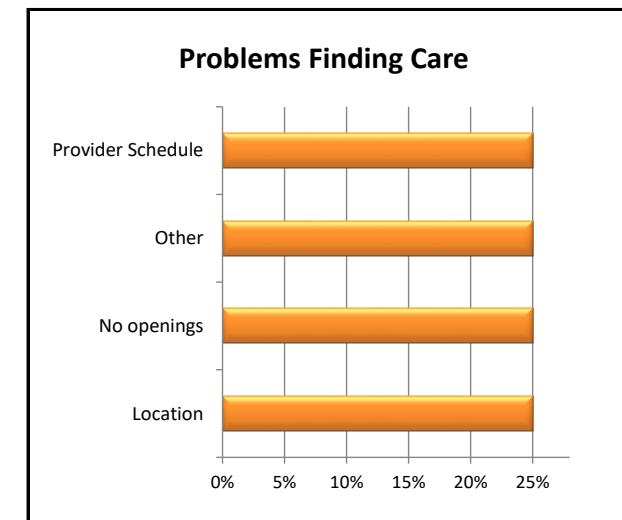
REFERRAL STATISTICS			
	2016	2014	"+" / "-"
NCC	139	170	31
PCC SQNS	12	6	6
PCC NQNS	7	14	7
ORM	29	43	14
Total	187	233	46



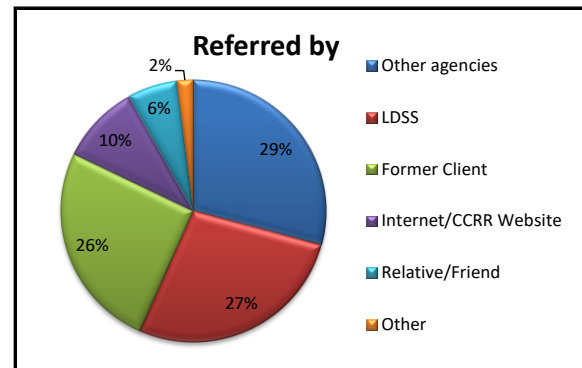
MILESTONES		
Technical Assistance	TA Calls	1,010
	ITA Calls	6
Health Services	Plan	0
	Site Visit	0
	Review	0



# and % of Children by Age Group				
	0-11 M	12-23 M	24-35 M	3 & 4 Y
# Age	68	34	29	61
% Age	26%	13%	11%	23%
	5 Y	6 Y +	No data	Total
# Age	11	45	13	261
% Age	4%	17%	5%	



PROVIDER STATISTICS	
Family Child Care	30
Child Care Center	12
(FCC)Group Family Child Care	7
School Age Program	5
Total County ->	54
MAT Approved	13
% Providers MAT ->	24%



SCHEDULE REQUESTS	
Full time: 59%	Part time: 5%
Both: 11%	Bef school: 3%
After school: 6%	Evening: 6%
Weekend: 8%	Rotating: 1%

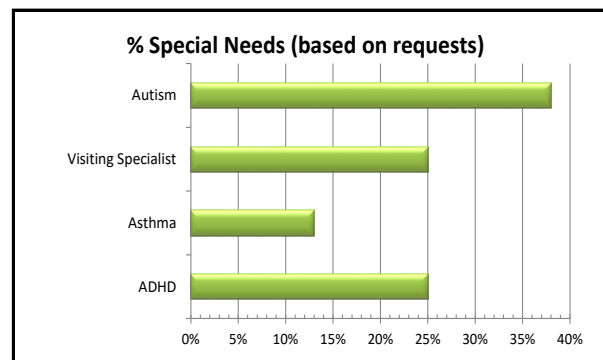


Table B17010 - American Fact Finder - 2015 Data		
DELAWARE COUNTY	#	%
Total families:	11,731	
Income in the past 12 months below poverty:	1,281	10.92%
Married couple family	458	3.90%
Children under 5 only	27	0.23%
Under 5 years and 5 to 17 years	93	0.79%
Male householder, no wife present:	221	1.88%
Children under 5 only	26	0.22%
Under 5 years and 5 to 17 years	4	0.03%
Female householder, no husband present	602	5.13%
Children under 5 only	129	1.10%
Under 5 years and 5 to 17 years	168	1.43%